

# Pink Sea Fan Meditation Music



## Welcome to my world!

I need your help to create a beautiful, relaxing soundscape that captures the gentle, flowing rhythm of my underwater home. Picture the soft swaying of pink sea fans, the quiet currents of the ocean, and bubbles drifting peacefully by.



- Gill Bell

Use the outdoor environment - like rustling leaves, splashing in puddles, or your own soft humming - to bring this serene world to life. Work together to create a 1-minute piece of music that's as calming and tranquil as the ocean itself. Let your creativity flow!

## Sounds to include

What underwater sounds do you want to include in your piece? (e.g. ocean currents, bubbles, swaying movements)

--	--	--	--	--	--

What will you use to create the sounds above? (e.g. rustling leaves)

--	--	--	--	--	--

Decide on your sounds, and plan how you will record them.  
Remember to keep each sound recording short (10-15 seconds).


Sound to record	Length	Who will record?


# Pink Sea Fan Meditation Music



Think carefully about how you will arrange your sounds to create a relaxing, flowing piece of music.

Create a simple timeline to note the order of your sounds, for example:

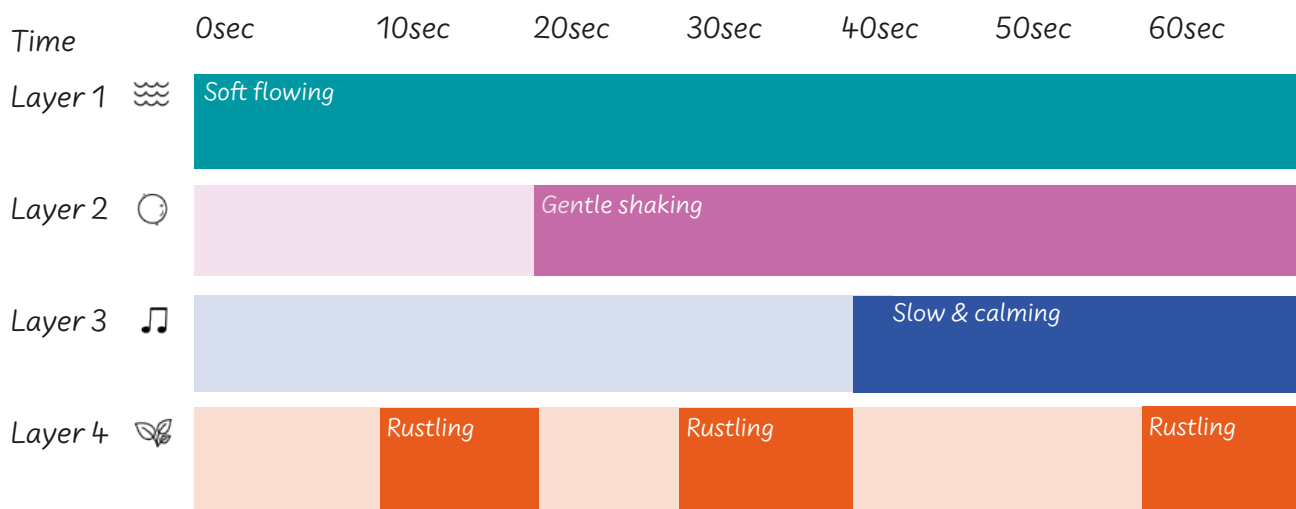
Waves 

Bubbles 

Humming 


Leaves 

If you would like sounds playing together, create a 'layered' timeline.



**Once you've completed your piece, reflect on the following:**

1. How does your music reflect the gentle, flowing movements of the pink sea fan?
2. How did listening to your finished piece make you feel?



In Ireland, all pink sea fans are white, and scientists don't yet know why!

Share  
your 1-minute  
soundscape  
with the class!